



---

# LDG-S Enclosures for DIN-rails



# LDG-S Enclosure for DIN-rails

## Table of Contents



General .....	.2
3D View .....	.3
Dimensions .....	.4
PCB Dimensions .....	.5
Technical Data .....	.7
LDG-S2 Ordering Information .....	.8
LDG-S4 Ordering Information .....	.10
Part Number Index .....	.12



The LDG-S serie of enclosures are fully insulated enclosures according to the specifications of the machinery and the automotive industries.

Designed for easy snap-on assembly onto DIN-rails by integrated snap-on clip. These enclosures facilitate economical device assembly with optimal utilization of space. For the termination of the conductors of the cable 2 enclosure versions are available:

- pluggable terminals for easy servicing and exchange (commercial pin headers on the pcb.

- screw terminals for a fixed termination of the conductors.

For effective heat dissipation the LDG-S enclosure features a base part with integrated ventilation slots. Closed versions (without ventilation slot) are available upon request.

## Technical Features

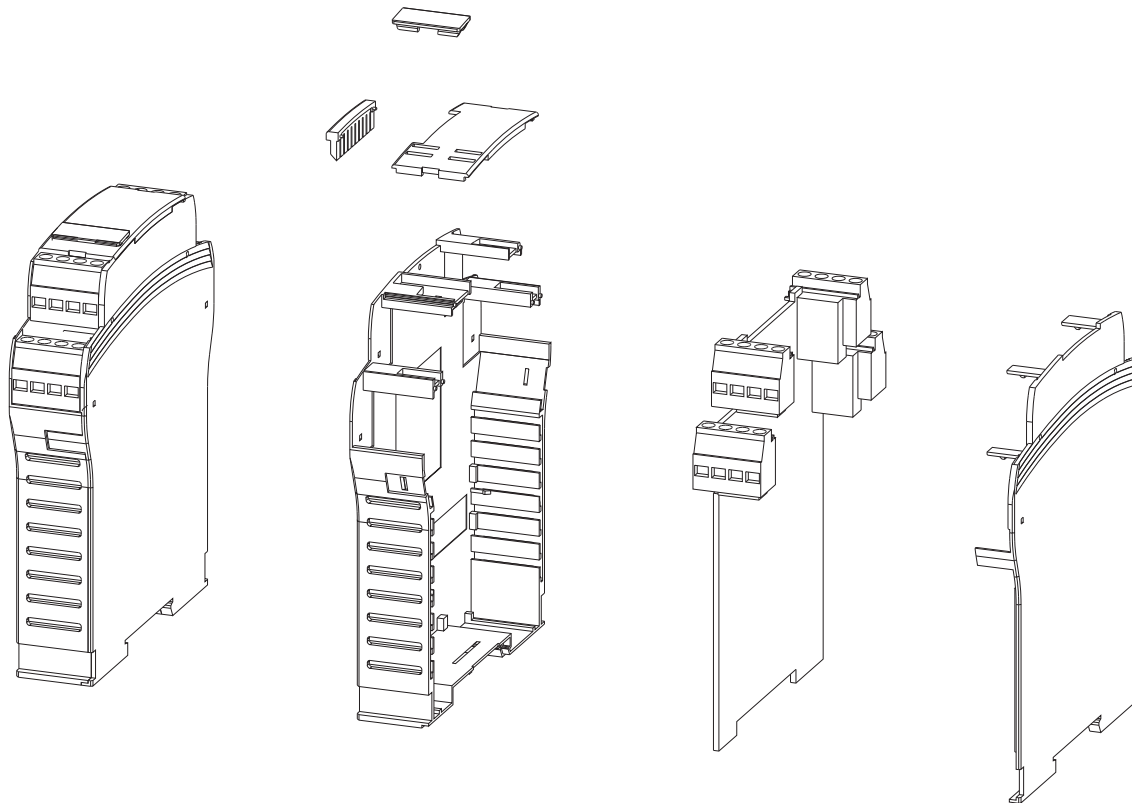
- 2 installation widths: LDG-S2: 22.5 mm  
LDG-S4: 45 mm
- Options for the termination of the conductors:
  - LDG-S2: 4 screw terminal blocks with 4 terminals each  
or  
4 pcb headers with 4 pin contacts each for connecting cable connectors with 4 pins
  - LDG-S4: 8 screw terminal blocks with 4 terminals each  
or  
8 pcb headers with 4 pin contacts each for connecting cable connectors with 4 pins
- Easy snap-on assembly on DIN-rails according to DIN EN 50 022
- Easy assembly of the enclosure achieved by snap-in design of the two base part and the top part
- Transparent housing cover with the option for a label
- Customized colors and versions upon request

# LDG-S Enclosure for DIN-rails

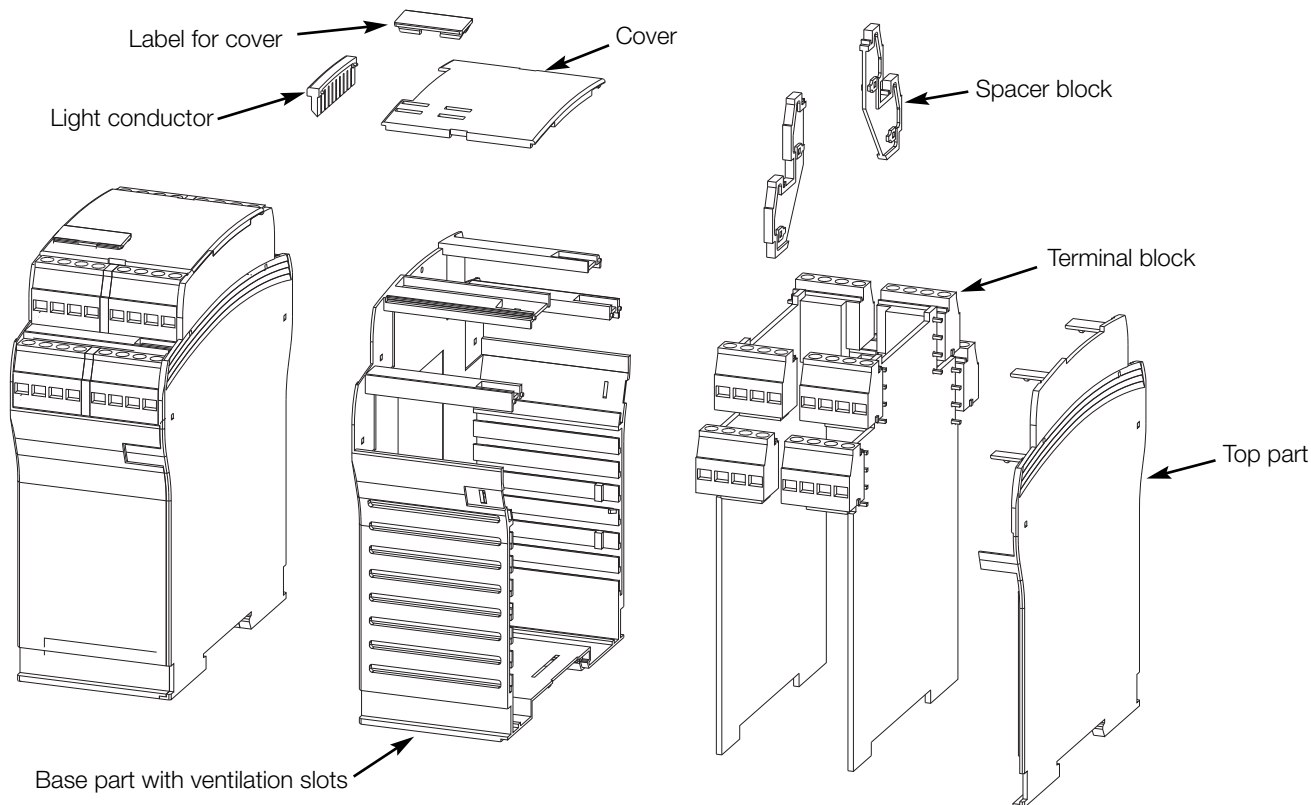
## 3 D View



### LDG-S2: Version with screw termination



### LDG-S4: Version with screw termination

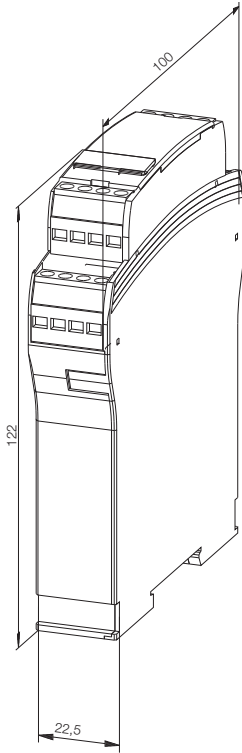


# LDG-S Enclosure for DIN-rails

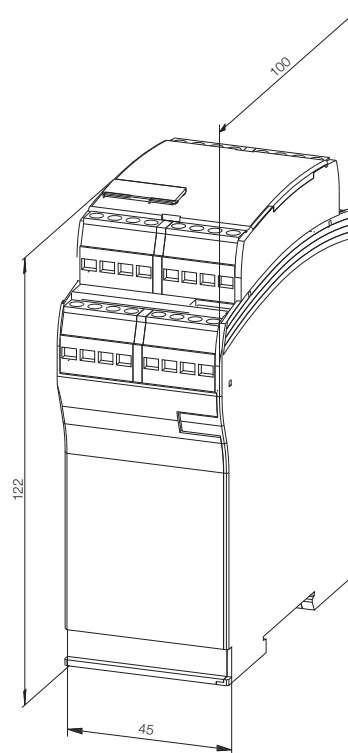
## Dimensions



**LDG-S2**



**LDG-S4**



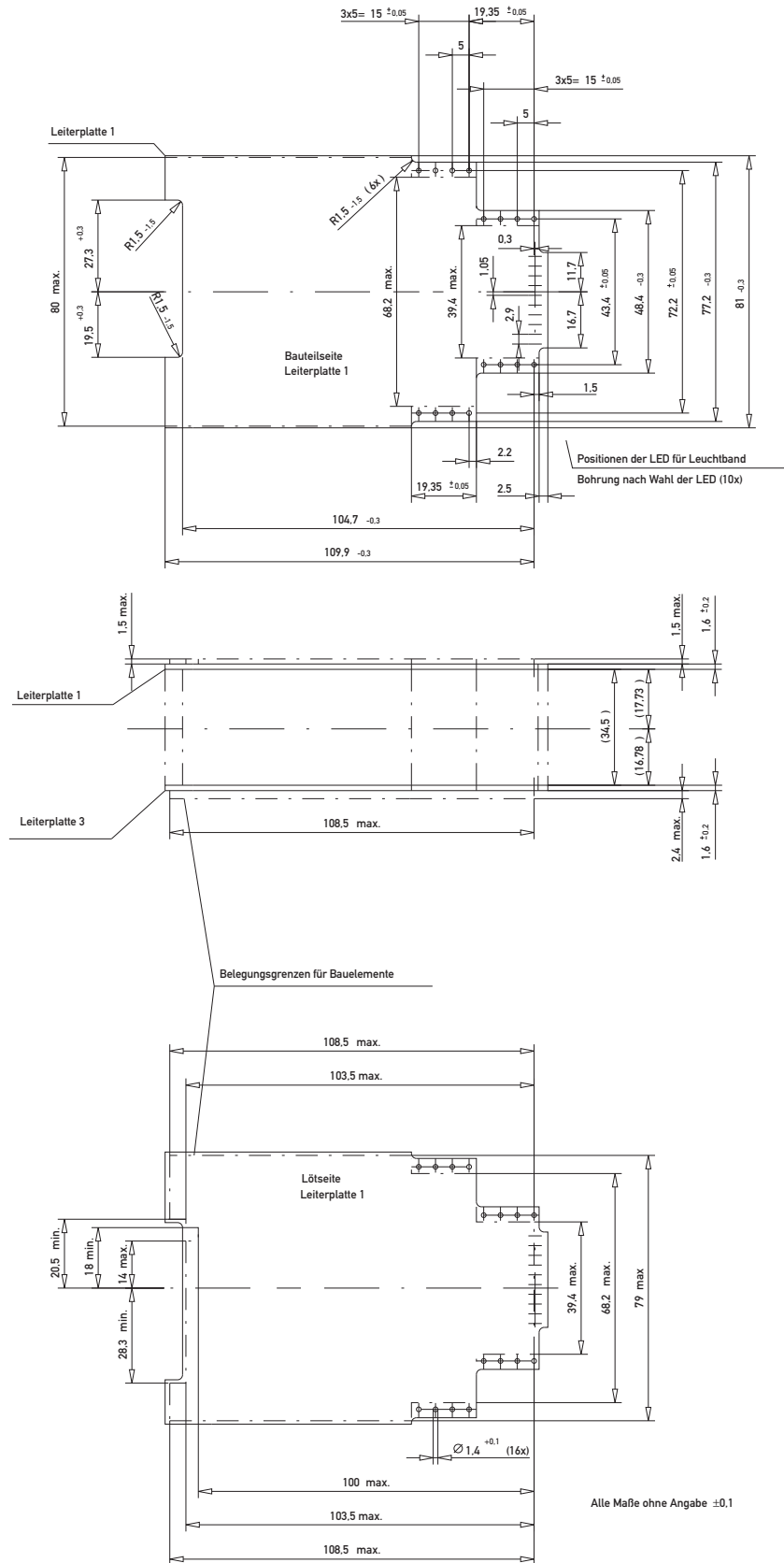


# LDG-S Enclosure for DIN-rails

## PCB Dimensions



### LDG-S4







# LDG-S Enclosure for DIN-rails

## Tecnicl Data



Versions	LDG-S2, LDG-S4
Degree of protection	IP 40
Air- and creepage distance acc. IEC 60 664 for terminalblock	3.2 mm
Comparative figure of voltage acc. IEC 112	Terminalblock CTI 250
Insulation material acc. IEC 60 664	Class III
Current rating terminal / pin headers	max. 10 A
Cable diameter terminal /connector cross section	max. 2.5 mm <sup>2</sup>
Materials	
Base part	Thermoplastic, UL 94 V-0
Top part	Thermoplastic, UL 94 V-0
Cover	Thermoplastic, UL 94 V-1
Transparente Cover	Thermoplastic, UL 94 V-2
Terminal / pin headers	Thermoplastic, UL 94 V-0
Terminal pin Base material / plating	Cu-alloy / tinned
Label for cover	PVC
Temperature range	-40 °C ... +85 °C

### Dissipation loss (P<sub>v</sub>) at 20°C ambient air temperature (t<sub>u</sub>) in enclosures with ventilation slots

	LDG-S2	LDG-S4
 exposed	10 W	10 W
 in-line w/o space	7 W	8 W

### Correction factor for upper ambient air temperature (P<sub>v+u</sub> = P<sub>v 20°C</sub> x F)

t <sub>u</sub>	20	30	40	50	60
F	1	0.9	0.8	0.7	0.55

## LDG-S Enclosure for DIN-rails

### LDG-S2 with Screw Terminal Blocks



#### Order list for complete enclosure and individual components

Description	Color	Termination	Part Number
Complete kit	black	screw terminal block	<b>223119</b>

#### Components of the complete kit

Description	Color	Quantity	Part Number
Base part with ventilation slots*	black	1	<b>134209</b>
Top part	black	1	<b>134226</b>
Screw terminal block left, 4pin	black	2	<b>144008</b>
Screw terminal block right, 4pin	black	2	<b>144009</b>
Cover	black	1	<b>144149</b>
Label	white	1	<b>134577</b>

#### Additional components

Description	Color	Quantity	Part Number
Cover	transparent	1	<b>134575</b>
Cover, LED	black	1	<b>144151</b>
Light conductor	transparent	1	<b>134244</b>

\*Base part w/o ventilation slots on request

## LDG-S Enclosure for DIN-rails

### LDG-S2 with Pluggable Screw Terminal Blocks



#### Order list for complete enclosure and individual components

Description	Color	Termination	Part Number
Complete kit	black	pluggable screw terminal block	223120

#### Components of the complete kit

Description	Color	Quantity	Part Number
Base part with ventilation slots*	black	1	134213
Top part	black	1	134226
Pcb header left, 4pin	black	2	144011
Pcb header right, 4pin	black	2	144012
Pluggable screw terminal block, 4pin	black	4	144010
Cover	black	1	144149
Label	white	1	134577

#### Additional components

Description	Color	Quantity	Part Number
Cover	transparent	1	134575
Cover, LED	black	1	144151
Light conductor	transparent	1	134244

\*Base part w/o ventilation slots on request

## LDG-S Enclosure for DIN-rails

### LDG-S4 with Screw Terminal Blocks



#### Order list for complete enclosure and individual components

Description	Color	Termination	Part Number
Complete kit	black	screw terminal block	223121

#### Components of the complete kit

Description	Color	Quantity	Part Number
Base part with ventilation slots*	black	1	134217
Top part	black	1	134226
Screw terminal block left, 4pin	black	4	144008
Screw terminal block right, 4pin	black	4	144009
Spacer block	black	2	144166
Cover	black	1	144152
Label	white	1	134577

#### Additional components

Description	Color	Quantity	Part Number
Cover	transparent	1	134573
Cover, LED	black	1	144154
Light conductor	transparent	1	134244

\*Base part w/o ventilation slots on request

# LDG-S Enclosure for DIN-rails

## LDG-S4 with Pluggable Screw Terminal Blocks



### Order list for complete enclosure and individual components

Description	Color	Termination	Part Number
Complete kit	black	Pluggable screw terminal block	223122

### Components of the complete kit

Description	Color	Quantity	Part Number
Base part with ventilation slots*	black	1	134221
Top part	black	1	134226
Pcb header left, 4pin	black	4	144011
Pcb header right, 4pin	black	4	144012
Pluggable screw terminal block, 4pin	black	8	144010
Spacer block	black	2	144168
Cover	black	1	144152
Label	white	1	134577

### Additional components

Description	Color	Quantity	Part Number
Cover	transparent	1	134573
Cover, LED	black	1	144154
Light conductor	transparent	1	134244

\*Base part w/o ventilation slots on request

# LDG-S Enclosure for DIN-rails

## Part Number Index



Part Number	Page
134209 .....	8
134213 .....	9
134217 .....	10
134221 .....	11
134226 .....	8, 9, 10, 11
134244 .....	8, 9, 10, 11
134573 .....	10, 11
134575 .....	8, 9
134577 .....	8, 9, 10, 11
144008 .....	8, 10
144009 .....	8, 10
144010 .....	9, 11
144011 .....	9, 11
144012 .....	9, 11
144149 .....	8, 9
144151 .....	8, 9
144152 .....	10, 11
144154 .....	10, 11
144166 .....	10
144168 .....	11
223119 .....	8
223120 .....	9
223121 .....	10
223122 .....	11



Member



VMEbus INTERNATIONAL TRADE ASSOCIATION



**ERNI Electronics GmbH**

Seestrasse 9  
73099 Adelberg/Germany  
Tel +49 7166 50-0  
Fax +49 7166 50-282  
info@erni.de

Europe South America Africa Japan

**ERNI Electronics, Inc.**

2201 Westwood Ave  
Richmond, VA 23230/USA  
Tel +1 804 228-4100  
Fax +1 804 228-4099  
info.usa@erni.com

North America Canada Mexico

**ERNI Asia Holding Pte Ltd.**

Blk 4008 Ang Mo Kio Avenue 10  
#04-01/02 Techplace I  
Singapore 569625  
Tel +65 6 555 5885  
Fax +65 6 555 5995  
info@erni-asia.com

Asia

[www.erni.com](http://www.erni.com)

© ERNI Electronics GmbH 2009 • Printed in Germany. A policy of continuous improvement is followed and the right to alter any published data without notice is reserved.  
ERNI<sup>®</sup>, MicroStac<sup>®</sup>, MicroSpeed<sup>®</sup>, MiniBridge<sup>®</sup>, MaxiBridge<sup>®</sup>, ERmet<sup>®</sup>, ERmet ZD<sup>®</sup>, ERbic<sup>®</sup> and ERNIPRESS<sup>®</sup> are trademarks (registered or applied for in various countries) of ERNI Electronics GmbH.