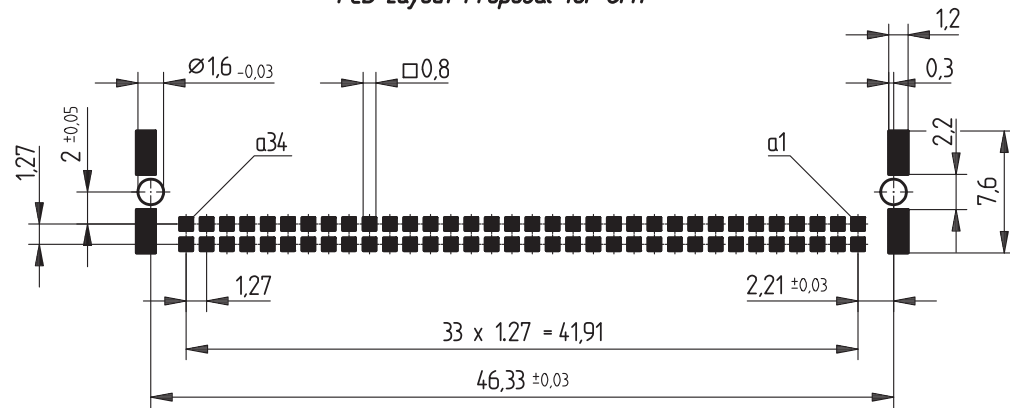

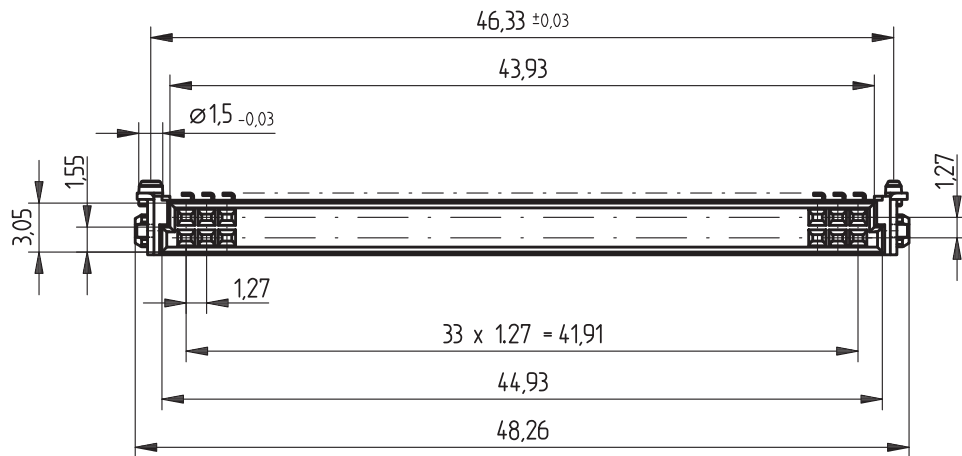
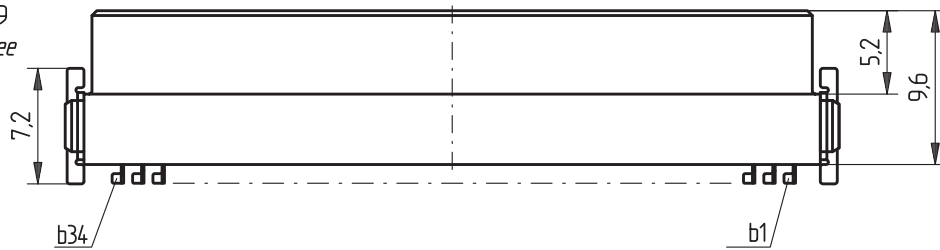


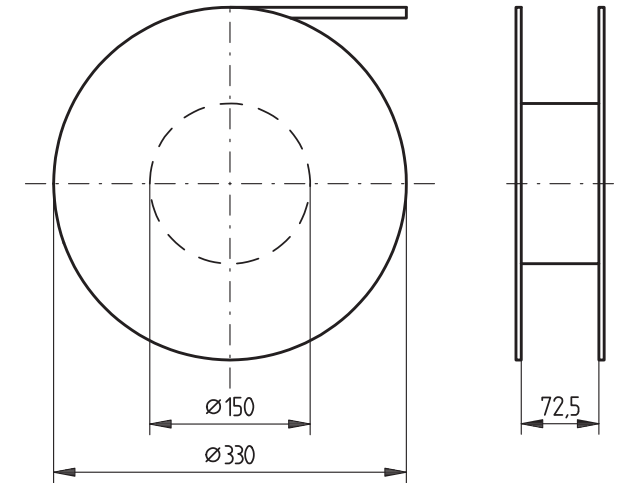
Leiterplatten-Layout Vorschlag für SMT
PCB-Layout Proposal for SMT



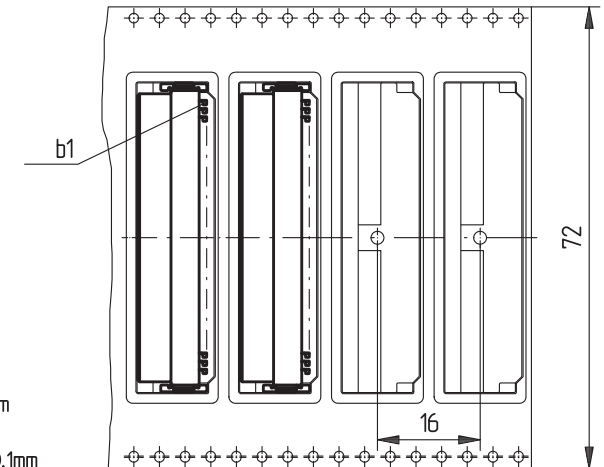
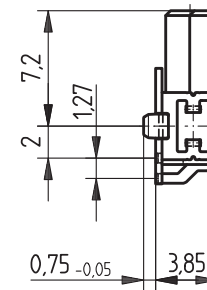
Bedruckungsvorschrift siehe
Ablage-Nr. 284009
printspecification see
drawing 284009



Verpackt in Gurtverpackung - Tape on Reel Packaging
Verpackungseinheit: 560 Stück - Packaging unit: 560 pcs



Abspulrichtung - Reel off Direction



Anforderungsstufe 1
Performance Level 1

Kontaktbereich vergoldet
Mating Area gold plating

Anschlussbereich verzinkt 4-6 µm
Terminal Area 4-6 µm tin plating

Koplanarität der Anschlüsse ≤ 0.1mm
Coplanarity Area of Termination ≤ 0.1 mm

BA7-03 - Standard Bauhöhe

type7-03 - Standard Assembly Height

Information:	Tolerances	 All Dimensions in mm	Scale	3:1
	All rights reserved. Only for information. To insure that this is the latest version of this drawing, please contact one of the ERNI companies before using.		Designation Federl. SMC-Q 68-SMD-BA7-03 Female SMC-Q 68-SMD-type7-03	
Subject to modification without prior notice. Drawing will not be updated.		 www.ERNI.com	154743	
d	18.09.2007		SMCQ	
Index	Date	V:00063491.SZA		

Consider protection memo from DIN 34