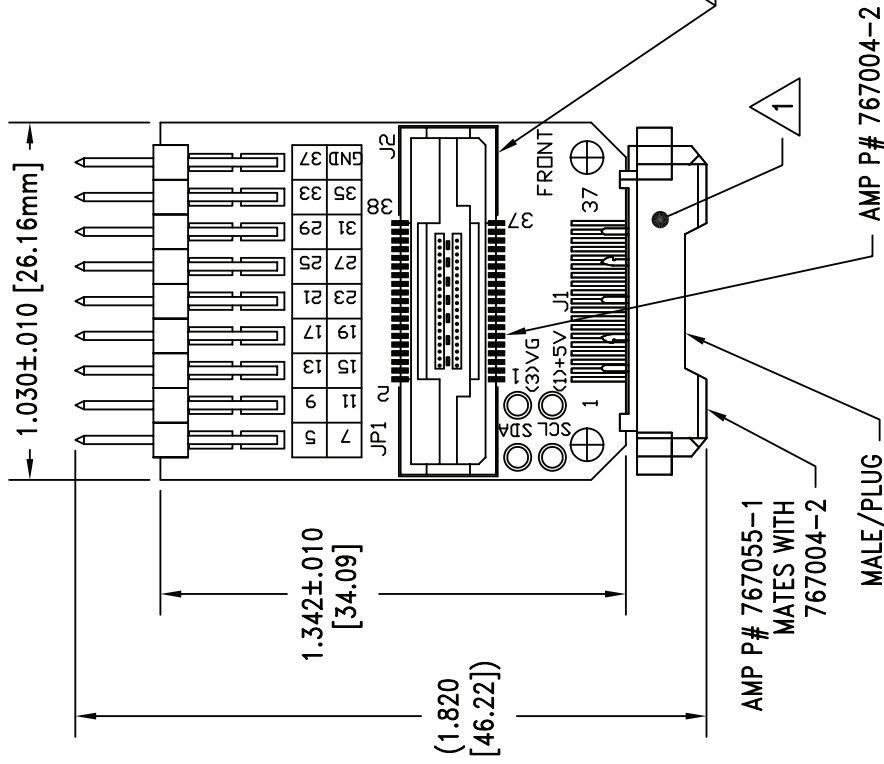


REV	DESCRIPTION	DATE	INIT
A	NEW DRAWING	07-12-04	M.D.
B	CHANGED ITEM #2 ON BOM	11/16/06	H.N.
C	ROTATED CONNECTOR ITEM #3 180°	04/25/07	H.N.
D	CORRECTED BOTTOM VIEW	07/31/09	JAG
E	ADDED NOTES	02/11/10	JAG
F	PCB REV, CHG HEADERS	01/06/11	JAG

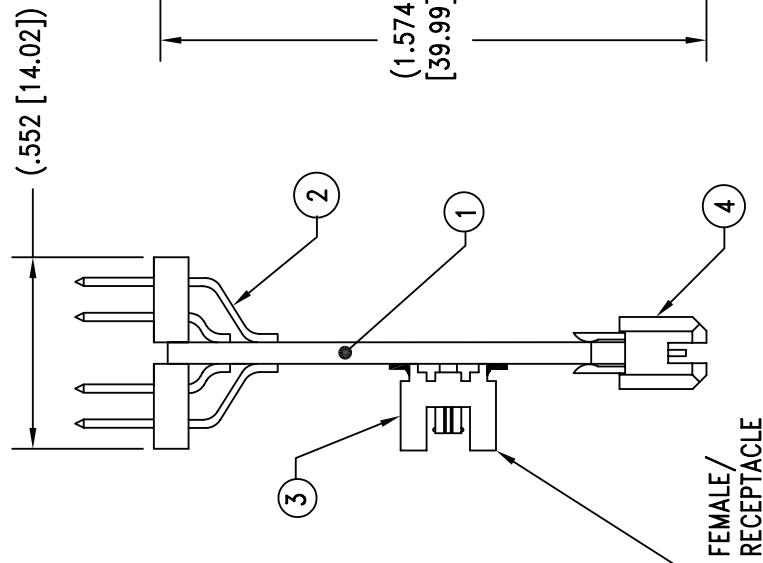
NOTE:

1. SOLDER THE CENTER GROUND PINS OF ITEM 4 TO ITEM 1.
2. IMPEDANCE = 50 OHM.

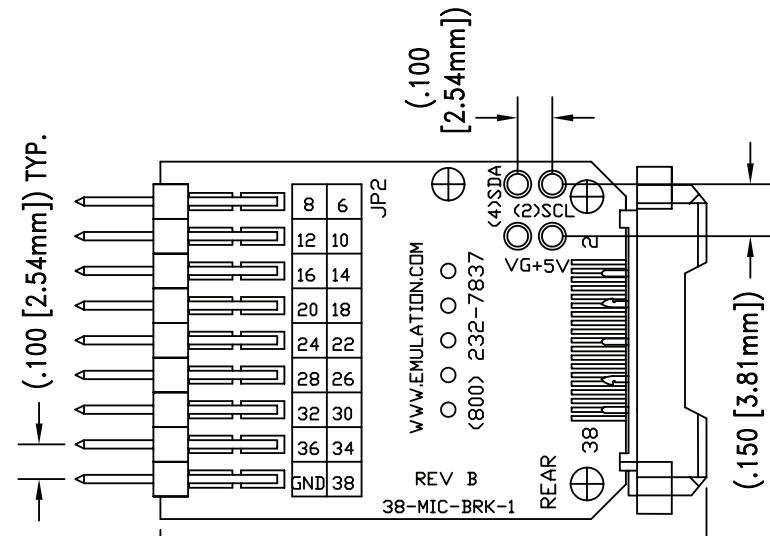
TOP VIEW



SIDE VIEW



BOTTOM VIEW



ALL DIMENSIONS ARE IN INCHES [MM] UNLESS OTHERWISE SPECIFIED

Emulation Technology, Inc.
- VLSI and SMT ADAPTERS and ACCESSORIES -
www.emulation.com
TEL: (805) 383-8480
FAX: (805) 383-8484

759 FLYNN ROAD, CAMARILLO, CALIFORNIA 93012

ASSEMBLY DRAWING

REVISION: **F**

SHEET: 1 OF 1 DATE: 07-12-04 CHECKED: PERRY MUNROE DRAWN: MIGUEL DELGADILLO

ITEM: BC-MIC-38/A DESCRIPTION: BCM-038-MICTOR-0000

SCALE 2:1

NO.	ITEM	DESCRIPTION	QTY.
1	38-MIC-BRK-1	BASE BOARD	1
2	WWPOST-18X2-SMT	USE 1/2 TOP & 1/2 BOT	1
3	CONMICFEM38SMT	MOUNT ON TOP #1	1
4	CONMIC38MALEDGE	MOUNT ON EDGE OF #1	1