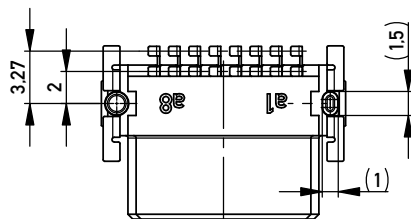
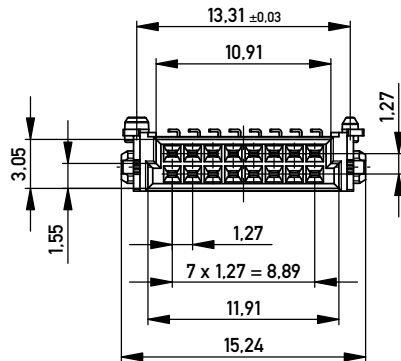
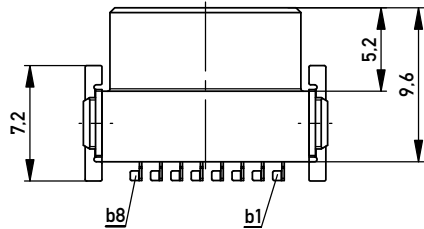
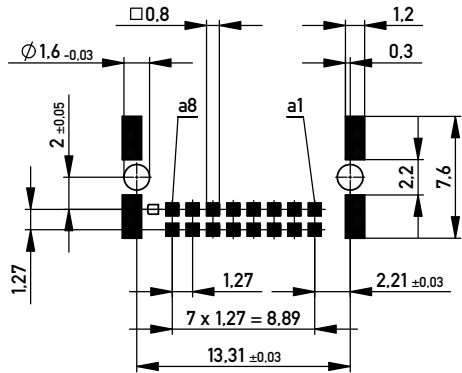
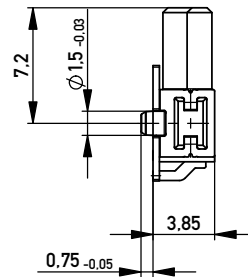
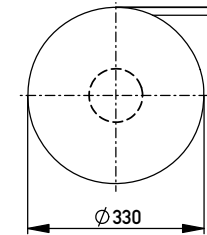


Leiterplatten-Layout Vorschlag für SMT
PCB-Layout Proposal for SMT



Verpackt im Gurt nach DIN IEC 60286-3
Tape on Reel Packaging according to DIN IEC 60286-3
Verpackungseinheit: 560 Stück
Packaging unit: 560 pcs

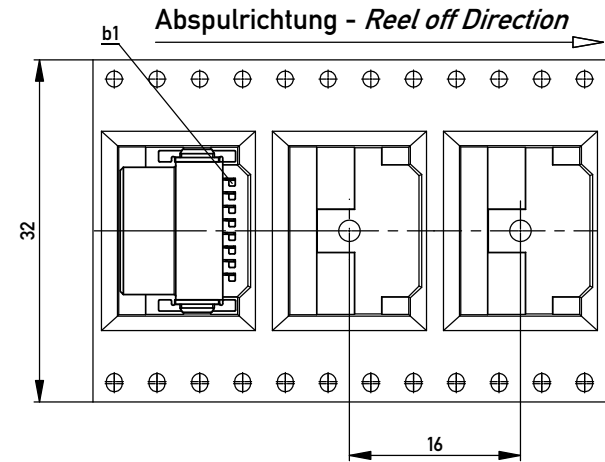


Anforderungsstufe 1
Performance Level 1

Kontaktbereich vergoldet
Mating Area gold plating

Anschlussbereich verzinkt 4-6 \mu m
Terminal Area 4-6 \mu m tin plating

Koplanarität der Anschlüsse \le 0,1 mm
Coplanarity Area of Termination \le 0,1 mm



BA7-03 - Standard Bauhöhe

type7-03 - Standard Assembly Height

Information:		Tolerances	All Dimensions in mm	Scale	3:1
All rights reserved. Only for Information. To ensure that this is the latest version of this drawing, please contact one of the ERNI companies before using.		Subject to modification without prior notice. Drawing will not be updated.		Designation	
ERNI		www.ERNI.com		Federl. SMC-Q 16-SMD-BA7-03 Female SMC-Q 16-SMD-type7-03	
b	22.04.2014	354078		I	
Index	Date	Class		A3	
		Class		SMCQ	

Copyright by ERNI GmbH
Proprietary notice pursuant to ISO 9006 to be observed.