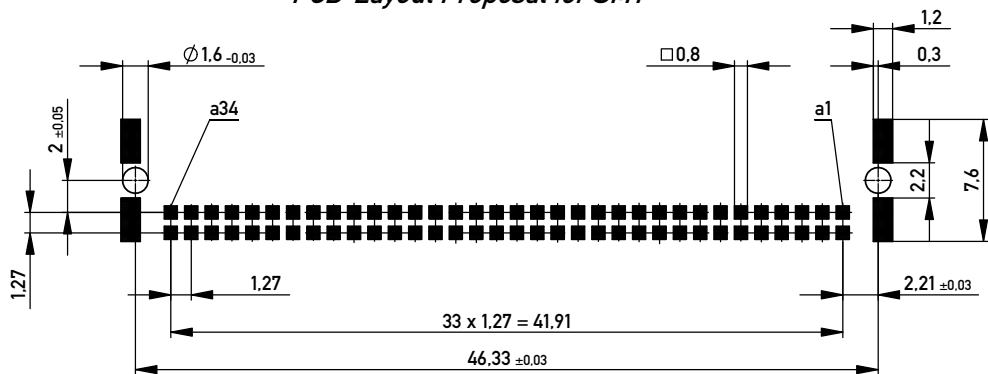
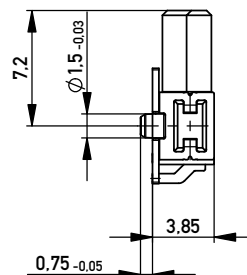
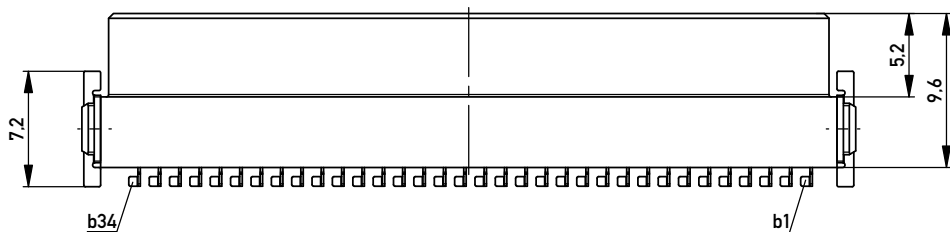
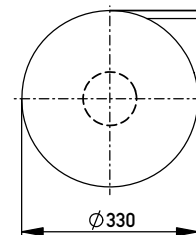


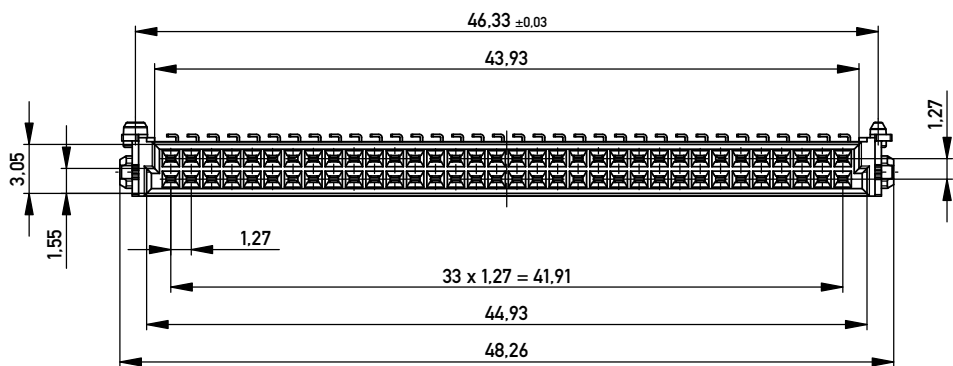
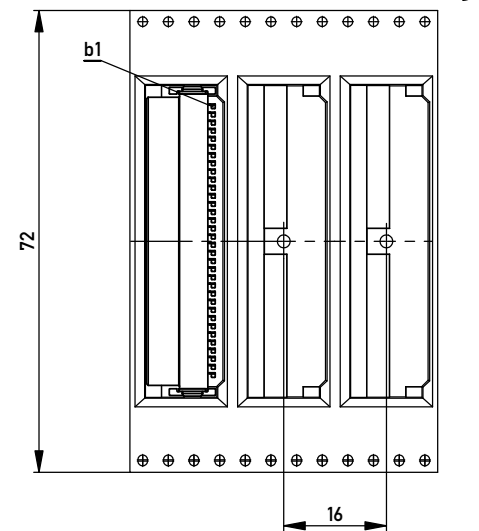
Leiterplatten-Layout Vorschlag für SMT  
PCB-Layout Proposal for SMT



Verpackt im Gurt nach DIN IEC 60286-3  
Tape on Reel Packaging according to DIN IEC 60286-3  
Verpackungseinheit: 560 Stück  
Packaging unit: 560 pcs



Abspulrichtung - Reel off Direction



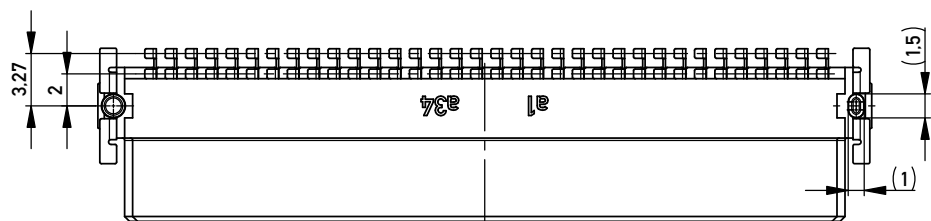
Anforderungsstufe 1  
Performance Level 1

Kontaktbereich vergoldet  
Mating Area gold plating

Anschlussbereich verzinkt 4-6  $\mu\text{m}$   
Terminal Area 4-6  $\mu\text{m}$  tin plating

Koplanarität der Anschlüsse  $\leq 0.1 \text{ mm}$   
Coplanarity Area of Termination  $\leq 0.1 \text{ mm}$

BA7-03 - Standard Bauhöhe  
type7-03 - standard assembly height



Information:	Tolerances	 All Dimensions in mm	Scale	3:1
	All rights reserved. Only for Information. To ensure that this is the latest version of this drawing, please contact one of the ERNI companies before using.			
Subject to modification without prior notice. Drawing will not be updated.	Designation <b>Federl. SMC-Q 68-SMD-BA7-03</b> <i>Female SMC-Q 68-SMD-type7-03</i>		154743	
	www.ERNI.com		I A3	
f	22.04.2014	ERNI		Class
Index	Date	www.ERNI.com		SMCQ

Copyright by ERNI GmbH  
Proprietary notice pursuant to ISO 9006 to be observed.