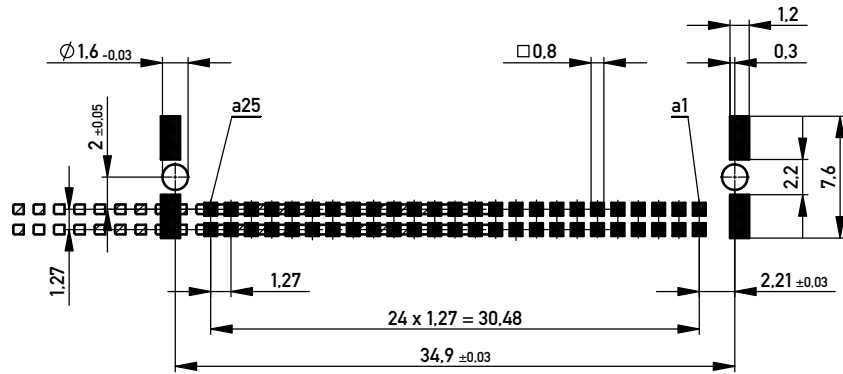


Leiterplatten-Layout Vorschlag für SMT
PCB-Layout Proposal for SMT



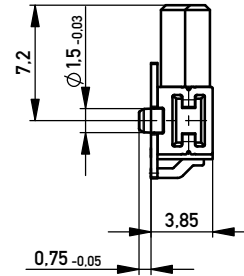
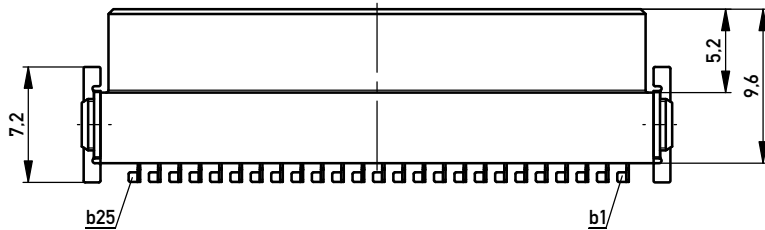
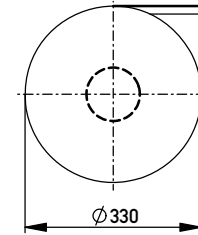
Anforderungsstufe 1
Performance Level 1

Kontaktbereich vergoldet
Mating Area gold plating

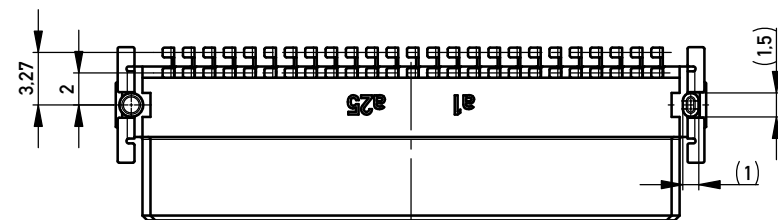
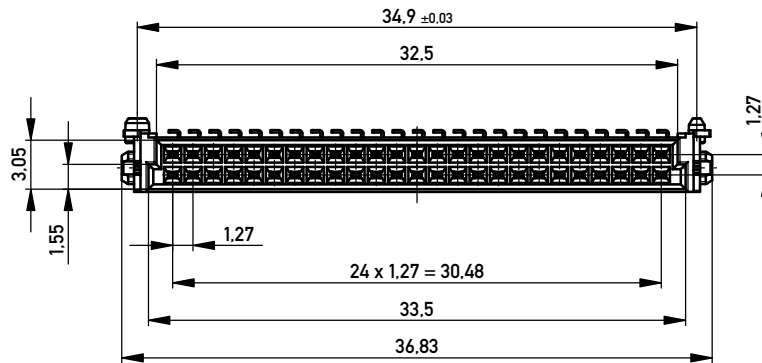
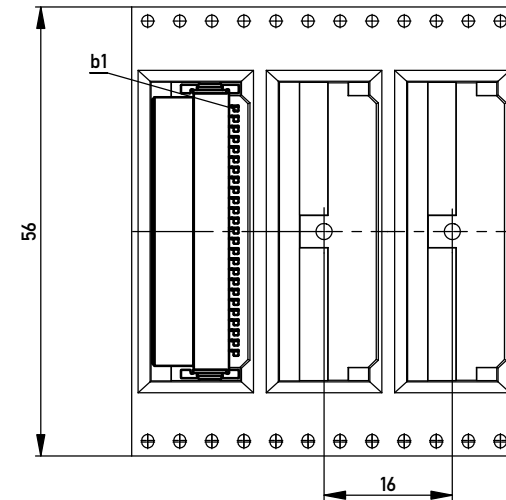
Anschlussbereich verzinkt 4-6 μm
Terminal Area 4-6 μm tin plating

Koplanarität der Anschlüsse $\leq 0,1 \text{ mm}$
Coplanarity Area of Termination $\leq 0,1 \text{ mm}$

Verpackt im Gurt nach DIN IEC 60286-3
Tape on Reel Packaging according to DIN IEC 60286-3
Verpackungseinheit: 560 Stück
Packaging unit: 560 pcs



Abspulrichtung - Reel off Direction



BA7-03 - Standard Bauhöhe

type7-03 - Standard Assembly Height

Information:	Tolerances	 All Dimensions in mm	Scale	3:1
	All rights reserved. Only for Information. To ensure that this is the latest version of this drawing, please contact one of the ERNI companies before using.			
Subject to modification without prior notice. Drawing will not be updated.	Designation Federl. SMC-Q 50-SMD-BA7-03 Female SMC-Q 50-SMD-type7-03		154742	
	ERNI www.ERNI.com		Class SMCQ	
g	22.04.2014	Date		A3
Index		Date		

Copyright by ERNI GmbH
Proprietary notice pursuant to ISO 9006 to be observed.