

Surface Mount Fuse, 10.1 x 3 mm, Quick-Acting F, 250 VAC, 125 VDC

new



IEC 60127-4 · 250VAC · 125VDC · Quick-Acting F



Description

- Directly solderable on printed circuit boards
- Low melting I²t-values, fast interruption
- Compact design

Standards

- IEC 60127-4/2
- UL 248-14
- CSA C22.2 no. 248.14

Approvals

- VDE Certificate Number: 40027880
- UL File Number: E41599

Applications

- Primary Protection on SMD PCB
- Secondary Protection DC and AC
- Industrial electronic
- Medical equipments
- Power Supplies

References

[Packaging Details](#)

Weblinks

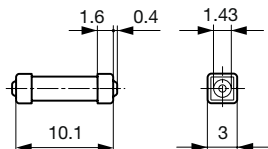
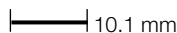
[pdf](#), [html](#), [General Product Information](#), [Approvals](#), [RoHS](#), [CHINA-RoHS](#), [e-Store](#), [SCHURTER-Stock-Check](#), [Distributor-Stock-Check](#)

Technical Data

Rated Voltage	250VAC, 125VDC
Rated Current	0.5 - 10A
Breaking Capacity	100A - 200A
Characteristic	Quick-Acting F
Mounting	PCB,SMT
Admissible Ambient Air Temp.	-55 °C to 125 °C
Climatic Category	55/125/21 acc. to IEC 60068-1
Material: Housing	Ceramic
Material: Terminals	Tin-Plated Copper Alloy
Unit Weight	0.23 g
Storage Conditions	0 °C to 40 °C, max. 70% r.h.
Product Marking	□ M, Current, Voltage, Characteristic, Breaking Capacity

Soldering Methods	Reflow, Wave
Solderability	245 °C / 3 sec acc. to IEC 60068-2-58, Test Td
Resistance to Soldering Heat	260 °C / 10sec acc. to IEC 60068-2-58, Test Td
Life Test	1000h @ 0.60 x I _n @ 70°C (acc. to EIA/IS-722, Test 4.4.1)
Moisture Resistance Test	MIL-STD-202, Method 106E (acc. to EIA/IS-722, Test 4.4.3)
Case Resistance	>100 MΩ (between leads and body) acc. to EIA/IS-722, Test 4.7
Mechanical Shock	MIL-STD-202, Method 213B (Shock 50gn, half sine wave, 11 ms)
Resistance to Solvents	MIL-STD-202, Method 215A
Flammability	min. UL 94V-1 (acc. to EIA/IS-722, Test 4.12)

Dimensions




Soldering pads

Pre-Arcing Time

Rated Current In	1.0 x In min.	1.25 x In min.	2.0 x In max.	10.0 x In min.	10.0 x In max.
0.5 A - 8 A	-	60 min	120 s	1 ms	10 ms
10 A	4 h	-	120 s	1 ms	10 ms

Variants

Rated Current [A]	Rated Voltage [VAC]	Rated Voltage [VDC]	Breaking Capacity	Voltage Drop 1.0 In max. [mV]	Voltage Drop 1.0 In typ. [mV]	Power Dissipation 1.25 I _n typ. [mW]	Melting I ² t 10.0 Intyp. [A ² s]		Order Number
0.5	250	125	1)	600	343	500	0.27	● ●	3405.0163.xx
1	250	125	1)	300	257	500	0.4	●	3405.0166.xx
4	250	125	1)	300	100	2000	9.4	● ●	3405.0172.xx
8	250	125	2)	220	190	3000	1.4	● ●	3405.0175.xx
10	250	125	3)	220	164	3500	2.8	●	3405.0176.xx

- 1) IEC: 100 A @ 250 VAC, p.f. ≥ 0.95 / 100 A @ 125 VDC
- 1) UL: 200 A @ 250 VAC, p.f. ≥ 0.95 / 200 A @ 125 VDC
- 2) IEC: 100 A @ 250 VAC, p.f. ≥ 0.95 / 100 A @ 125 VDC
- 2) UL: 100 A @ 250 VAC, p.f. ≥ 0.95 / 100 A @ 125 VDC
- 3) UL: 100 A @ 250 VAC, p.f. ≥ 0.95 / 100 A @ 125 VDC

Packaging Unit

- .xx = .11 Plastic Bag (100 pcs.)
- .xx = .24 Blister Tape 33 cm Reel (2000 pcs.)

Time-Current-Curves

