


Cost optimized pulse transformers for THT mounting



Description

- High insulation rating (>2.2 kVAC) between the primary and the secondary windings
- Small coupling capacitances between primary and secondary windings limit transient feedback from the power supply side to the control electronics
- Cost optimized design
- The defined partial discharge voltage guarantees an effectively unlimited serviceable life

Standards

- VDE 110b

Applications

- Galvanic separation of drive- and power-circuit
- Mainly used in ignition circuits with Thyristors, Triacs, power transistors and IGBT's
- DC/DC converters
- Line coupling transformers in high speed data transmission

References

Weblinks

[General Product Information](#), [Approvals](#), [RoHS](#), [CHINA-RoHS](#), [e-Store](#), [SCHURTER-Stock-Check](#), [Distributor-Stock-Check](#)

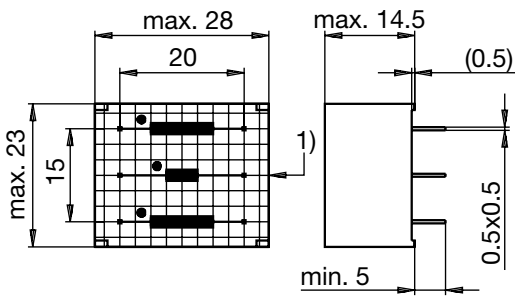
Technical Data

Rated voltage	up to 500 VAC
Voltage Time Integral	200 - 500 Vμs
Pulse Rise Time	0.5 - 1.5 μs
Turns Ratio	1:1, 1:1:1, 3:1:1
Terminal technic	THT
Weight	7 - 15 g
Material: Housing	Plastics
Sealing Compound	UL 94V-0

Climatic Category	25/100/21 acc. to IEC 60068-1
Allowable Operation Temp.	-25 °C to 70 °C

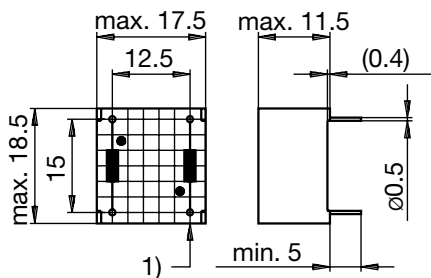
Dimensions

Case 14-8



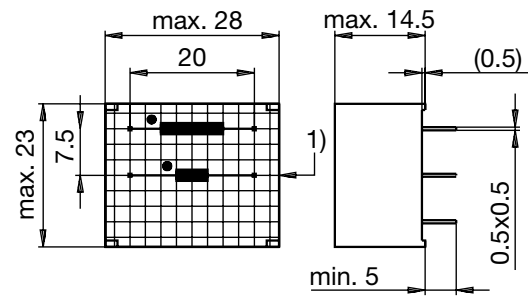
1) Prim.

Case 05-7

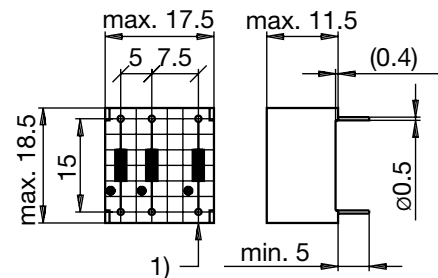


1) Prim.

Case 14-9



Case 05-8



1) Prim.

Variants

Turns Ratio	T_r [μ s]	I_{ign} [A]	U_{VAC} [V]	U_{iso} [kV]	$U_s \times T_w$ [μ s]	L_s [mH]	R_p [Ω]	R_s [Ω]	C_c [pF]	P_m [W]	Weight [g]	Packing unit [pcs.]	Housing	Order Number
1:1	1	0.1	500	3.5	500	8.0	1.2	1.2	10	0.5	7	50	05-7	IL-11-0001
1:1	1	0.1	500	3.5	500	8.0	1.2	1.2	10	0.5	7	50	05-7	IL-11-0001
1:1	1	0.25	500	3.5	250	2.5	0.6	0.6	8	0.5	7	50	05-7	IL-11-0002
1:1	1	0.25	500	3.5	250	2.5	0.6	0.6	8	0.5	7	50	05-7	IL-11-0002
1:1	1	0.25	380	4.0	300	3.0	0.6	0.6	8	1.1	15	50	14-9	IL-21-0001
1:1:1	1	0.25	380	3.5	200	1.5	0.4	0.4	8	0.5	7	50	05-8	IL-10-0003
1:1:1	1.5	0.25	380	4.0	300	3.0	0.6	0.6	8	1.1	15	50	14-8	IL-20-0001