

Magnetically Compensated Choke, 1-phase, flat design



**Description**

- Current compensated choke
- 1-phase choke
- THT-terminals
- Inductor horizontally positioned in housing
- SMD version on request

**Standards**

- EN 60938

**Applications**

- Attenuation of common mode interferences
- Designed for 230/400 VAC applications
- Chopper amplifiers
- DC drives and stepper motor controls
- Switching power supplies

**References**

**Weblinks**

[General Product Information](#), [Approvals](#), [RoHS](#), [CHINA-RoHS](#), [e-Store](#), [SCHURTER-Stock-Check](#), [Distributor-Stock-Check](#)

**Technical Data**

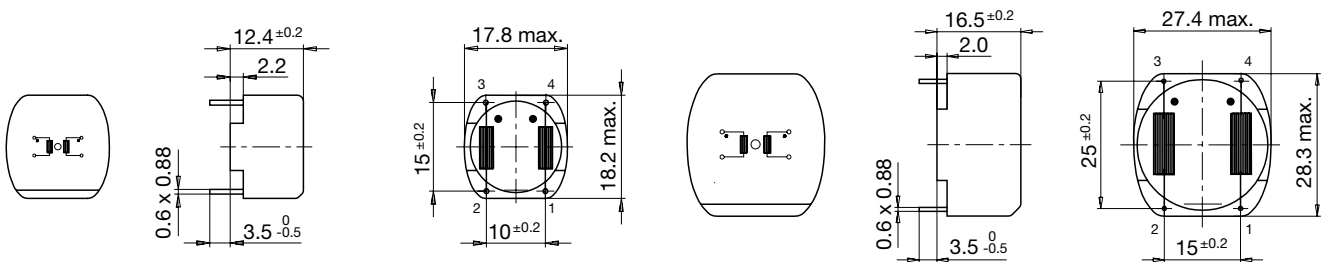
Rated voltage	up to 440 VAC
Rated Current	0.4 - 4 A @ Ta 40 °C
Rated inductance	0.6 - 40 mH, Tol. -30% +50%
Power Operating Frequency	50 - 400 Hz
Terminal technic	THT
Weight	5 - 16 g
Material: Housing	UL 94V-0
Sealing Compound	UL 94V-0

Test Voltage	1.8 kV, 50 Hz, 1 min, winding to winding
Isolation Voltage	2 kV eff., winding to ambient
Climatic Category	25/100/21 acc. to IEC 60068-1
Allowable Operation Temp.	-25 °C to 100 °C

**Dimensions**

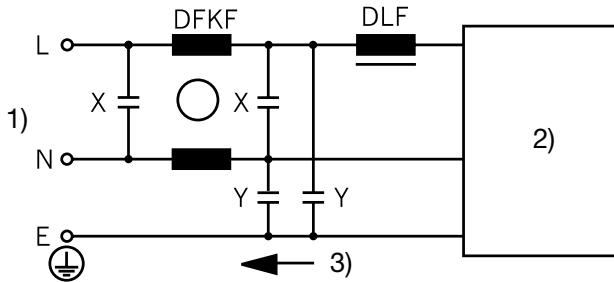
Case 04-2

Case 15-2



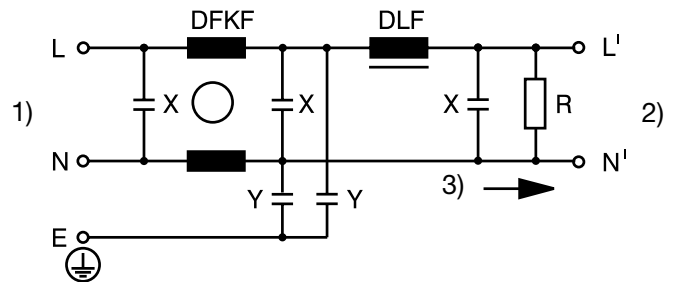
### Diagrams

RFI suppression of switching power supply



- 1) Power line
- 2) Switching Power Supply
- 3) Interference current

Noise suppression filter



- 1) Power line
- 2) Equipment
- 3) Interference current

### Variants

$I_n$ [A]	$L_n$ [mH]	$R_{cu}$ [mΩ]	Tripped Power Dissipation [W]	$f_{RES}$ [MHz]	Weight [g]	Housing	Packing unit [pcs.]	Order Number
0.4	40	1200	0.4	0.11	5	04-2	45	DFKF-18-0001
0.6	15	540	-	-	5	04-2	45	DFKF-18-0002
0.6	40	1000	0.7	0.2	16	15-2	40	DFKF-28-0001
1	20	360	0.7	0.28	16	15-2	40	DFKF-28-0002
1.2	6.8	200	0.6	0.45	5	04-2	45	DFKF-18-0003
1.4	27	310	-	-	16	15-2	40	DFKF-28-0003
1.5	3.3	110	0.5	1.2	5	04-2	45	DFKF-18-0004
2	1.8	60	-	-	5	04-2	45	DFKF-18-0005
2	6	100	0.8	0.3	16	15-2	40	DFKF-28-0004
4	0.6	13	1	2.5	16	15-2	40	DFKF-28-0006
4	0.7	16	0.5	2.5	5	04-2	45	DFKF-18-0006
4	1.5	28	0.9	1.3	16	15-2	40	DFKF-28-0005