

Compact 2-stage filter for 3-phase systems with neutral conductor



### Description

- Quick-connect terminals 6.3 x 0.8 for three phases, neutral conductor and ground
- High symmetrical and asymmetrical attenuation
- In the frequency range from 10kHz up to 300MHz

### Standards

- IEC 60939
- UL 1283
- EN 133 200

### Approvals

- VDE Certificate Number: 40004673

### Applications

- Especially designed for industrial applications such as: Frequency Converters, Stepper Motor Drives, UPS-Systems, Inverters
- Qualified for use in equipment according IEC/EN 60950

### References

#### Weblinks

[General Product Information](#), [Approvals](#), [RoHS](#), [CHINA-RoHS](#), [e-Store](#), [SCHURTER-Stock-Check](#), [Distributor-Stock-Check](#)

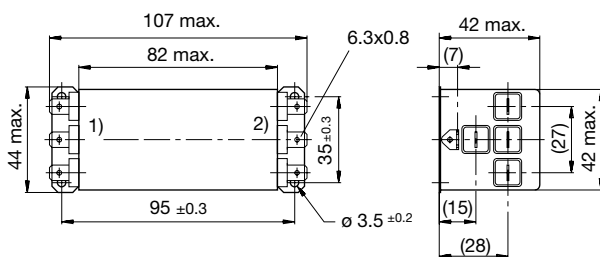
### Technical Data

Rated Current	4 - 6A @ Ta 40°C
Rated voltage	250 - 440 VAC, 50/60 Hz
Approval for	4 - 6A / 440VAC; 50Hz
Overload Current	1.5 x Ir
Leakage Current	standard < 0.5 mA (440 V / 50Hz)
Dielectric Strength for 480 VAC	2.25 kVDC between L-L 1.7 kVDC between L-N 3 kVDC between L-PE 2.7 kVDC between N-PE Test voltage (2 sec)
Number of Filter Stages	2
Weight	0.26 - 0.5 kg
Material: Housing	Metal
Sealing Compound	UL 94V-0

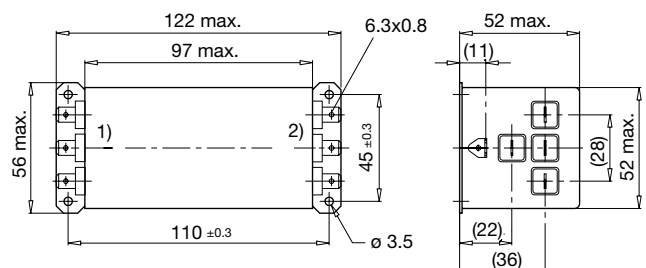
Mounting	Screw-on mounting on chassis, from top
Terminal	Quick connect terminals 6.3 x 0.8 mm
Operating Temperature [°C]	-25°C to 100°C
Climatic Category	25/100/21 acc. to IEC 60068-1
Degree of Protection	IP 20 acc. to IEC 60529
Protection Class	Suitable for appliances with protection class 1 acc. to IEC 61140
MTBF	> 200'000h acc. to MIL-HB-217 F

### Dimensions

Case 18

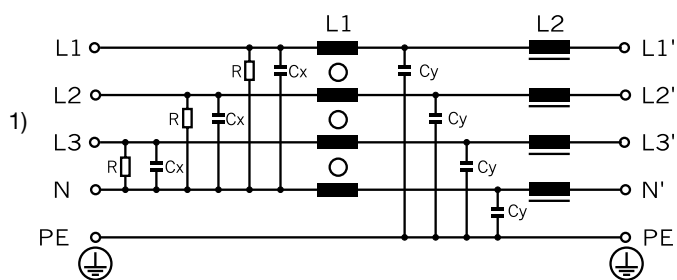


Case 20



- 1) Line  
2) Load

## Diagrams



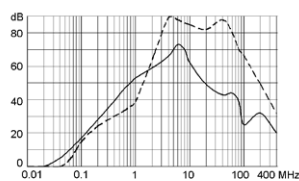
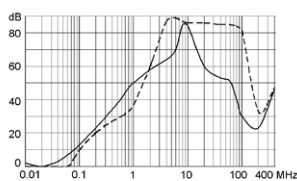
1) Power Line

**Attenuation Loss**      . . . . . 0.1/100Ω differential mode      ..... 100/0.1Ω differential mode      - - - - differential mode      \_\_\_\_ common mode

Standard version

4A (FMW-81-0001)

6A (FMW-95-0001)



## Variants

Rated Current [A]	Rated Voltage [VAC]	L1 [mH]	L2 [μH]	Cx [μF]	Cy [nF]	R [MΩ]	Weight [kg]	Housing	Order Number
4	250/440	0.4	4	0.33	15	1	0.26	18	FMW-81-0001
6	250/440	0.5	4	0.47	15	1	0.5	20	FMW-95-0001

**Packaging unit**      5 Pcs